


SB&SBA

**RELIABLE
SUBMERSIBLE
PRESSURE PUMPS**



be
think
innovate

GRUNDFOS PUMP SOLUTIONS

Grundfos submersible pump solutions range from small submersible pressure pumps for domestic purposes to complete pressure management systems for commercial applications.

Our pump solutions turn rainwater in collecting tanks or water from wells into a reliable source of water for domestic and commercial applications.

Domestic submersible pressure pumps

The Grundfos SB and SBA are submersible pressure pumps. They offer simple installation and reliable operation in domestic applications such as:

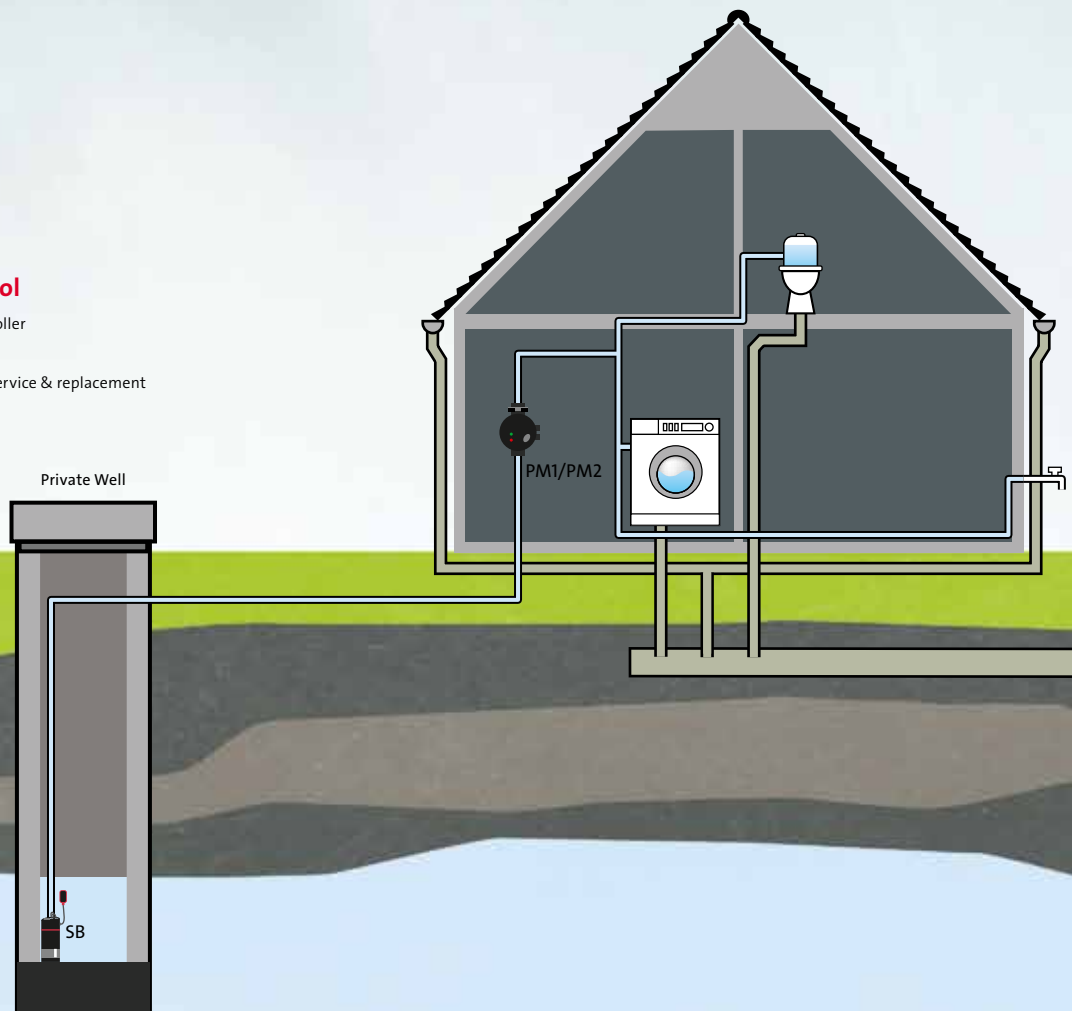
- Private wells
- Rain water tanks

SB - with external control

- Flexible selection – Pump + controller
- Complete control and monitoring
- Easily accessible controller – for service & replacement

Water from private wells

Water from private well, typically supplies drinking water to areas that are not connected to the municipal water supply. Or serves as a supplement to traditional water supply and used for irrigation, flushing toilets, washing machines in private homes and weekend cottages.



Water from rainwater tanks

The harvesting of rainwater involves filtration of roof run-off and subsequent storage for later use.

The water is collected from the roofs of buildings and stored in rainwater tanks.

The collected and stored rainwater is ideal for:

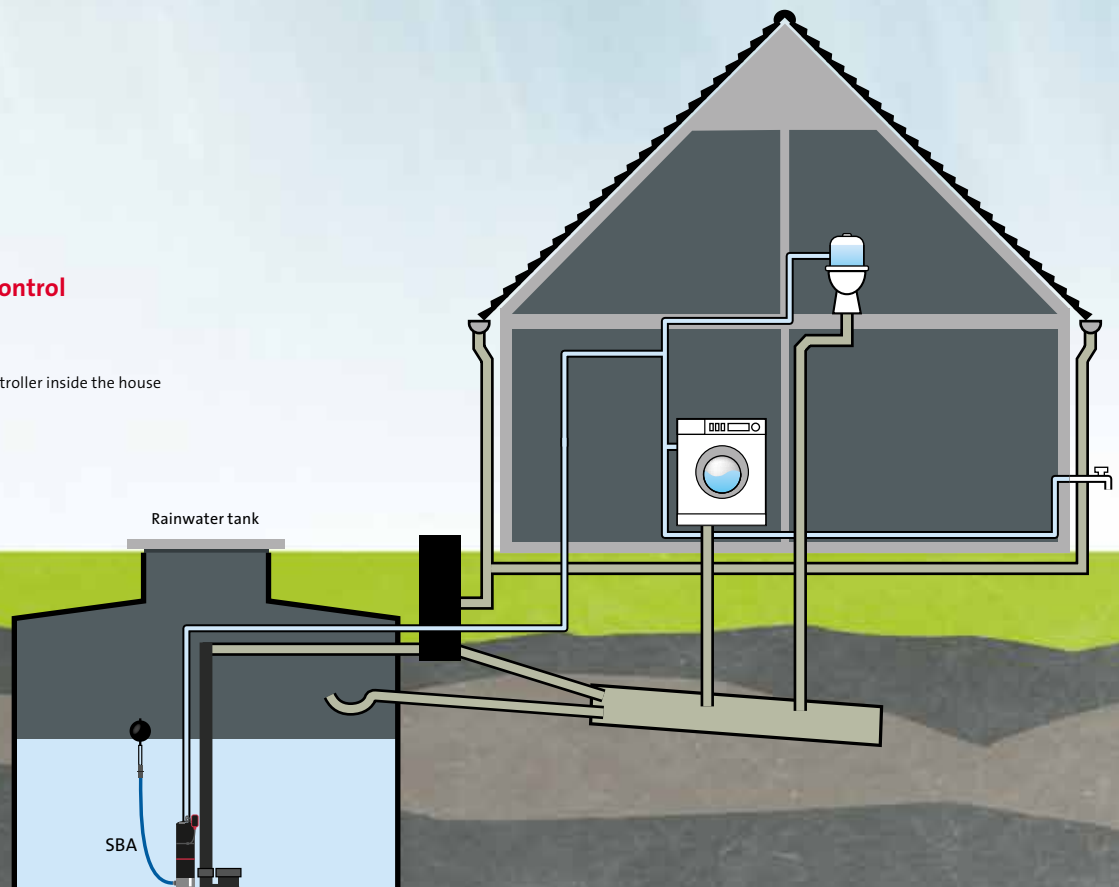
- Garden watering
- Toilet flushing
- Washing machines
- Car washing

Benefits of rainwater harvesting:

- **Reduces the risk of flooding**
Less pressure on the sewer at peak loads.
- **Saves up to 50 % of drinking water**
Use rainwater for purposes that do not require drinking water quality.
- **Prolongs the life of appliances**
Rainwater is soft water, which reduces lime scale build-up.

SBA - with internal control

- Easy selection – one unit
- Easy installation – one unit
- Flexible installation – no controller inside the house



PRODUCT OVERVIEW



SB

The Grundfos SB is a submersible pump for the pumping of clean water. It is designed for use in domestic applications.

The pump itself is very silent, and when installed underground in a rainwater collecting tank or well, noise will never become an issue. The SB pump requires an external controller, like Pressure Manager, for automatic operation.

SBA

The new Grundfos SBA is a complete all-in-one unit. It is built on the proven SB platform, but comes with an integrated control unit – eliminating the need for an external pump controller.

With the new SBA, everything you need to guarantee reliable pumping of water is included.

Built to your needs

Many installers and home owners want simple but reliable pump solutions that require only a minimum of changes to the original installation.

The SBA is literally a plug- and pump solution. Once installed and connected to the piping, all you need to do is switch on the pump. The result is a reliable solution and greatly reduced installation costs.

SB/SBA two main versions:

All SB and SBA are available in the following configurations:

- With integrated suction strainer (1 mm mesh)
- Or with side inlet/flexible suction hose with floating suction strainer (1 mm mesh).

All variants are available with or without float switch

The float switch offers stop at low water level, ensuring that surface fragments do not enter the strainer.

SB/SBA features and benefits:

Noiseless operation

The SB pump emits no noise when submerged and is therefore a noiseless alternative to non-submersible pumps.

High reliability

The SB pump is built from composite and stainless-steel materials which are resistant to corrosion. Furthermore, the pump has a stainless-steel strainer which prevents large particles from entering the pump housing.

Integrated protection

The pump offers thermal overload protection.

Floating suction strainer

The model with floating suction strainer always draws the water from just below the water surface where the water is clean and free from solid particles.

Especially for SBA:

- Simplicity – all-in-one unit
- Easy installation – no external control unit
- Integrated dry-running protection
- Automatic restart after dry-running
- Lifting eye



EXTERNAL PRESSURE MANAGER

The SB requires an external control unit. Used in combination with a Grundfos Pressure Manager PM1 or PM2 placed above ground, users have easy access to all information and complete control over the application.

Complete control

The external Pressure Manager for SB pumps comes in two variants:

- PM1 for basic flexibility
- PM2 for all-round control

PM1/PM2 Features and benefits:

Well-known Grundfos quality

- State-of-the-art product design
- Robust materials and electronics

Flexibility & adaptability

- Fits all domestic water supply pumps
- Easy to adapt to different types of systems (PM2 only)
- Free positioning in installation
- Adjustable start pressure (PM2 only)
- Plug-and-pump operation

High safety

- Dry-running protection
- Cycling alarm


Easy control & monitoring

- Intuitive LED user interface

PM1 and PM2 features

Model	PM1	PM2
Power on indication	•	•
Pump running indication	•	•
Alarm indication	•	•
Dry-running protection	•	•
Free position in installation	•	•
Suitable for generator supply	•	•
Rotary outlet connection	•	•
Integrated non-return valve	•	•
Cycling alarm	•	•
Internal pressure tank	•	•
Integrated pressure sensor from Grundfos Direct Sensors™		•
Adjustable start pressure		•
Start/stop with 1 bar differential pressure		•
Auto restart after dry running		•
Maximum run time 30 min. (safety)		•
Pressure indication		•

BENEFITS



Unique user benefits

Noiseless operation

Submerged SB/SBA pumps are noiseless alternatives to non-submersible pumps.

Resistant to corrosion

Made from composite and stainless-steel materials.

No clogging

Stainless-steel strainer prevents large particles from entering the pump housing.

No defects in case of water shortage

The SBA features integrated dry-running protection. All pumps are available with float switches for low water stop.

Clean water

The floating suction strainer draws the water from just below the water surface where the water is clean and free from solid particles.

Longer life

A Grundfos float switch prevents air from entering the system as a result of dry running.

Overheat protection

Built-in thermal protection immediately stops the pump if it overheats. The pump automatically restarts when it has returned to normal temperature.

Automatic restart

SBA with float switch automatically restarts when water is added.

SBA without float switch will try to restart every 24 hours.

SB with float switch will stop in case of low water. Restart is managed by the external controller.

TECHNICAL INFORMATION

SB pump range

Pump type	Max head/ nominal flow
3-25	25 mWc / 3m ³ /h
3-35	35 mWc / 3m ³ /h
3-45	45 mWc / 3m ³ /h

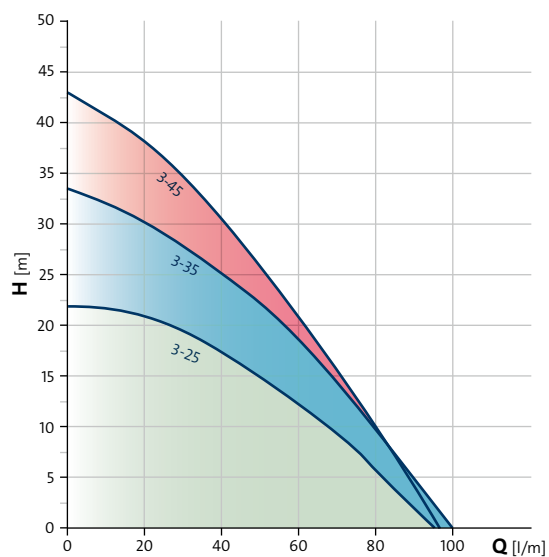
SBA pump range

Pump type	Max head /nominal flow
3-35	35 mWc / 3m ³ /h
3-45	45 mWc / 3m ³ /h

Technical data

Max depth	10 m. (for both SB and SBA)
Liquid temperature	0-40 °C

Performance: SB & SBA (50 & 60 hz)



Pumps for every purpose

In addition to submersible pump solution for installation inside rainwater-collecting tanks and wells, Grundfos offers a wide range of other solution – including dry installed pumps. These cover applications such as:

- Households
- Gardens
- Hobby activities
- Agriculture
- Horticulture
- Small industries

All Grundfos pump solutions come either as complete ready-to-install systems for monitoring and control of water distribution, or as custom solutions tailored specifically for your application.

To learn more and find your Grundfos solution please visit:

www.moderncomfort.grundfos.com