

# SUBMERSIBLE SEWAGE PUMPS

**Model Numbers: D75SA, D150S, DT08S, DT15S, DT22S, DT37S, DT55S & DT75S**

DEPEND ON  
**DAVEY**

**WATER PRODUCTS**

## SUMP PUMPS

### PRODUCT DESCRIPTION

High head single channel sewage handling submersible sump pumps with a choice of single or three phase motors.

### APPLICATIONS

- Sewage water pumping
- Sump emptying
- Septic effluent disposal
- Water transfer
- Pumping of light slurries and factory waste



60Hz and/or 316SS models available.

### FEATURES & BENEFITS

Corrosion resistant 304 stainless steel shaft, motor shell and fasteners

- Long service life
- Attractive, lasting appearance

Open impeller, single channel, centrifugal design

- Able to pump soft solids in suspension
- Less susceptible to blockage
- Capable of higher heads / pressure

Double mechanical shaft seal in oil bath with hard faced silicon carbide / ceramic seal on pump side

- Added motor protection
- Long service life

Sand slinger lip seal

- Added protection
- Long service life

Automatic resetting thermal overload

- Protected against overloading

D75SA model fitted with automatic float switch with a present float length

- Safe unattended operation

All units fitted with 10m harmonized cable with bared ends

- Easy connection to power supply

Mounting base fitted

- For a firm and stable positioning during installation and operation

Slide rail kits available

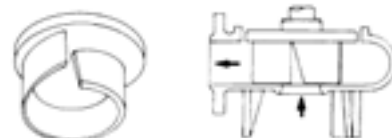
- For easy removal and re-installation

### OPERATING LIMITS

Capacities to	2150 lpm
Heads to	32 m
Max. submergence	25 m
Max. operating temperature	40°C
Max. soft solids	up to 80% of discharge size

### Suitable Fluids

Semi-screened sewage or "grey water" of neutral pH containing up to 20% small soft solids or 1% fine solids. Some wear should be expected while pumping hard solids in suspension.



Single Vane 'S' Series

# TECHNICAL SPECIFICATIONS

## MATERIALS OF CONSTRUCTION

PART	MATERIAL
Impeller	Cast iron
Pump casing	Cast iron
Outlet	Cast iron
Shaft seal pump side	Silicon carbide/ceramic
motor side	Carbon/ceramic
	Mechanical seals in captive oil bath with oil seal
Shaft seal elastomer	Nitrile rubber
Pump shaft	304 stainless steel
Orings	Nitrile rubber
Motor shell	304 stainless steel
Handle	304 stainless steel
Fasteners	304 stainless steel
Float & power supply leads	HO7RN-F oil resistant

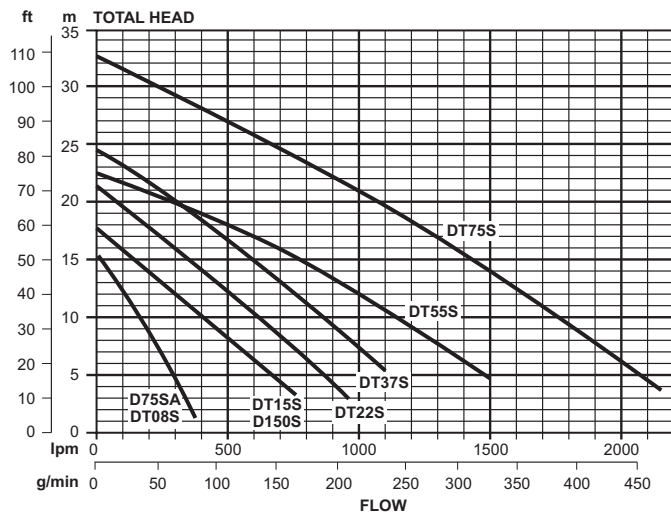
## ELECTRICAL DATA

Common to all models	
Speed	2 pole, 2850rpm
Insulation class	Class F
IP rating	X8
Electrical lead	HO7RNF x 10m length

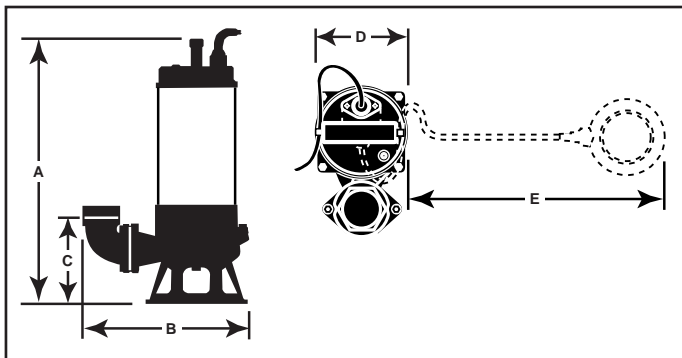
	D75SA	D150S	DT08S
Supply voltage	220-240V	220-240V	380-415V
50Hz - Phase	Single	Single	Three
Output power	0.75kW	1.5kW	0.75kW
Full load current	7.5A	13.0A	1.7A
Locked rotor current	22.5A	65.0A	10.5A
Starting	CSIR	CSIR	DOL

	DT15S	DT22S	DT37S	DT55S	DT75S
Supply voltage	380-415V				
50Hz - Phase	Three				
Output power	1.5kW	2.2kW	3.7kW	5.5kW	7.5kW
Full load current	3.0A	4.5A	7.5A	12.3A	16.5A
Locked rotor current	22A	31.5A	49A	66A	78A
Starting	DOL				

## HYDRAULIC PERFORMANCE



## DIMENSIONS



Model	A	B	C	D	E	B.S.P.	Net Weight (kg)
D75SA	495	310	160	195	330	2" F	30.0
DT08S	435	310	160	195	N/A	2" F	28.5
D150S	505	385	180	240	N/A	3" F	41.0
DT15S	470	385	195	240	N/A	3" F	37.0
DT22S	520	405	190	240	N/A	3" F	47.0
DT37S	555	405	210	250	N/A	4" F	52.0
DT55S	690	570	315	260	N/A	4" F	85.0
DT75S	760	645	340	260	N/A	4" F	90.0

All dimensions in mm unless otherwise stated.

## INSTALLATION & PRIMING

Use a rope to position and retrieve the pump. Do not lower or retrieve the pump using the power lead as this may damage the cable entry seals, causing water leaks and unsafe operation. Don't use this product for recirculating or filtering swimming pools, spas, etc. While these pumps are built to high safety standards, they are not approved for installations where people will be in the water while they are operating. Don't pump abrasive materials. Sand and grit in the water being pumped will accelerate wear, causing shortened pump life. Keep your pump clean, particularly in situations where lint, hair or fibrous materials may get bound around the pump shaft. Regular inspection and cleaning will extend pump life. Make room for the float switch to operate. Automatic models have a float switch to turn them on when the water level rises and turn them off again when it has been pumped down to the safe operating level of the pump. If the float switch is not free to rise and fall, correct pump operation may not be possible. Don't run your pump dry. Non-automatic models must be switched off manually or by way of an external float/level switch when the water level is reduced to the top of the pump housing.

This literature is not a complete guide to product usage. Further information is available from your Davey dealer, Davey Customer Service Centre and from the relevant product Installation and Operating Instructions. This data sheet must be read in conjunction with the relevant product Installation and Operating Instructions and all applicable statutory requirements. Product specifications may change without notice. © Davey is a registered trademark of Davey Water Products Pty Ltd. © Davey Water Products Pty Ltd 2000.



DEPEND ON  
**DAVEY**

**WATER PRODUCTS**

### Davey Water Products Pty Ltd International

Member of the GUD Group  
**ABN 18 066 327 517**  
**Head Office and Manufacturing**  
 6 Lakeview Drive,  
 Scoresby, Australia 3179  
 Ph: +61 3 9730 9222  
 Fax: +61 3 9753 4100  
 Website: davey.com.au  
**Customer Service Centre**  
 Ph: 1300 367 866  
 Fax: 1300 369 119  
 E-mail: sales@davey.com.au  
**Interstate Offices**  
 Sydney • Brisbane • Adelaide  
 Perth • Townsville

6 Lakeview Drive,  
 Scoresby, Australia 3179  
 Ph: +61 3 9730 9121  
 Fax: +61 3 9753 4248  
 E-mail: export@davey.com.au

**Germany**  
 Kantstrasse 53,  
 04275 Leipzig  
 Ph: +49 341 301 0412  
 Fax: +49 341 301 0413  
 E-mail: akrenz@daveyeurope.com

**New Zealand**  
 7 Rockridge Avenue,  
 North Harbour, Auckland 1330  
 Ph: +64 9 570 9135  
 Fax: +64 9 527 7654  
 Website: daveynz.co.nz  
 E-mail: sales@daveynz.co.nz

**USA - Davey Pumps Inc.**  
 1005 N. Commons Drive  
 Aurora, Illinois 60504  
 Ph: +1 630 898 6976  
 Fax: +1 630 851 7744  
 Website: daveyusa.com  
 E-mail: sales@daveyusa.com



DPM138-3/4K/0208/SC supersedes DPM138-2/3K/0907/SC